


Strengthening our community

2024 ANNUAL REPORT



CAPSTONE
FEDERAL CREDIT UNION

***A growing community
Built from a strong foundation
Serving Capstone Members For Over 70 Years***

2024 EXECUTIVE REPORT

Expanding our services as a community-chartered credit union

2024 was President Candice Landeros' twelfth year leading Capstone FCU and the organization's second year as a community-chartered credit union. CFCU now serves the financial needs of hundreds of thousands of businesses, families, and individuals in Orange County, who live, work, worship, and attend school within 51 specified Census tracts.

Capstone's expansion into a larger and more inclusive organization has led to increased capital this year and stable total assets. We look forward to continuing financial stability in 2025, thanks to the loyalty of long-term members and the support of new members.

At \$33,558,887, our total assets are close to last year's amount, and our capital has increased since last year, ending the fiscal year at \$3,761,000. Our accrued income grew substantially, by 38.71%. We've decreased our total operating expenses by 4.77% and increased our total operating income by 14.9%. Our interest on loans and borrowed funds also increased, by 23.17% and \$44,889, respectively. We believe our consistently strong financials are the result of our members' knowledge that their money is safe with us and that they can always count on Capstone FCU for top-notch member service.

These numbers demonstrate that Capstone Federal Credit Union is "built from a strong foundation," capable of continued financial strength. Please continue to come to us anytime you need a loan. We'll continue to put you, our members, first, offering superb products and excellent member support.

We look forward to another strong year of financial growth in 2025.

Respectfully submitted,

Candice Landeros
President/CEO

Tim Albright, Chairman
Board of Directors

Board of Directors



Tim Albright
Chairman



Sherry Fordham
Vice Chairman



Tom Karpinski
Secretary



Mario Medina
Board Member



Michael McNinch
Treasurer

Supervisory Committee



Linda Kennedy



Victoria Oyanna



Kathy Crilly



Candice Landeros
President & CEO

Credit Union Staff



Jennifer Gear
Branch Supervisor



Arilda Tinajero
Loan Officer



Mahda Khanaman
Member Service
Representative

SUPERVISORY COMMITTEE REPORT

The Supervisory Committee of Capstone Federal Credit Union works in conjunction with the Board of Directors to monitor and review the Credit Union's accounting procedures. Our goal is to ensure that all fiscal operations are performed accurately and in compliance with the Credit Union's charter and federal regulations. Additionally, a Supervisory Committee representative is present at the monthly Board of Directors meetings and at special planning meetings called by the chairman.

To assist us in monitoring the Credit Union's fiscal activities, we have retained the services of Richards & Associates, CPAs, a certified public accounting firm, for the audit period from September 30, 2023–September 30, 2024.

After carefully reviewing the audit examination reports, as well as the financial and accounting records of Capstone Federal Credit Union, the Supervisory Committee is pleased to report that the Credit Union is financially strong, and its fiscal operations are performed accurately. The Credit Union is also in compliance with the Credit Union's charter, federal regulations, and sound business practices.

The Supervisory Committee and members of the Credit Union staff are following up on recommendations from each of the above reports. On behalf of the Supervisory Committee, it has been a pleasure to serve the membership this past year.

Respectfully submitted,

Sherry Fordham
Supervisory Committee Chairman

FINANCIAL STRENGTH

ASSETS	2024	2023	■ Increase ■ Decrease
Loans to Members	\$11,857,462	\$12,099,361	\$241,899
Less: Allowance for Loan Losses	37,214	31,839	5,375
Net Loans	\$11,820,248	\$12,067,521	\$247,273
Receivables	4,097	3,678	418
Cash	177,914	267,732	89,818
Investments	19,862,864	21,155,674	1,292,810
Prepaid and Deferred Expenses	301,233	115,312	185,921
Fixed Assets (Net)	14,883	13,275	1,607
Accrued Income	116,875	84,257	32,619
Deposit: National CU Share	305,705	314,039	8,344
Insurance Fund			
Other Assets	955,069	952,451	2,618
Total Assets	\$33,558,887	\$34,973,940	\$1,415,053

LIABILITIES AND EQUITY

LIABILITIES

Accounts Payable	\$216,074	\$86,010	\$130,064
Taxes Payable	0	0	0
Accrued Expenses	0	9,847	9,847
Other Liabilities	54,093	0	54,093
Total Liabilities	\$270,168	\$95,858	\$174,310

EQUITY

Shares of Members	\$29,560,654	\$31,245,407	\$1,684,753
Regular Reserve	1,328,218	1,328,218	0
Undivided Earnings	2,399,848	2,304,457	95,390
Total Equity	\$33,288,719	\$34,878,082	\$1,589,363
Total Liabilities & Equity	\$33,558,887	\$34,973,940	\$1,415,053

FINANCIAL STRENGTH

OPERATING INCOME	2024	2023	■ Increase ■ Decrease
Interest on Loans	\$637,130	\$517,286	\$119,843
Investment Income	524,428	488,603	35,825
Fees and Charges	77,918	68,578	9,341
Miscellaneous Income	80,125	81,198	1,073
Total Operating Income	\$1,319,602	\$1,155,665	\$163,936

EXPENSES

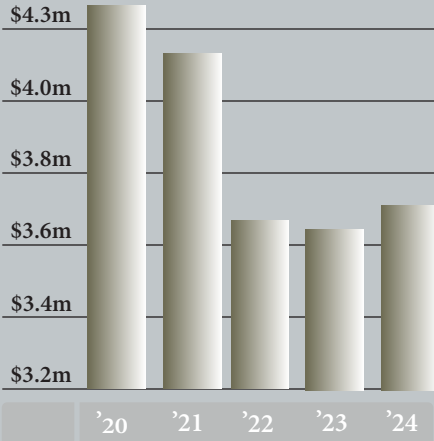
Compensation and Benefits	\$339,034	\$363,964	\$24,930
Travel and Conference	415	623	208
Association Dues	7,003	6,905	98
Office Occupancy	36,403	33,166	3,237
Office Operations	341,203	349,585	8,382
Education and Promotion	31,232	21,546	9,686
Loan Servicing	38,094	57,280	19,186
Professional and Outside Services	105,480	102,301	3,178
Provision for Loan Losses	10,228	22,389	12,161
Miscellaneous	11,787	9,245	2,542
Total Operating Expenses	\$920,878	\$967,004	\$46,126

Dividends	\$364,400	\$260,737	\$103,663
Interest on Borrowed Funds	1,517	14,166	12,649
Total Expenses	\$1,286,795	\$1,241,906	\$44,889

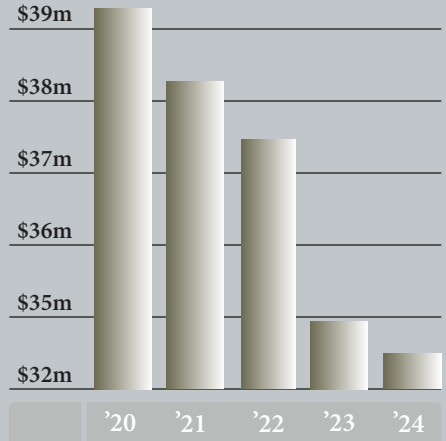
Non-operating Gain (Loss)	0	5,685	5,685
Net Income	\$32,806	-\$91,927	\$124,733

FIVE YEARS AT A GLANCE

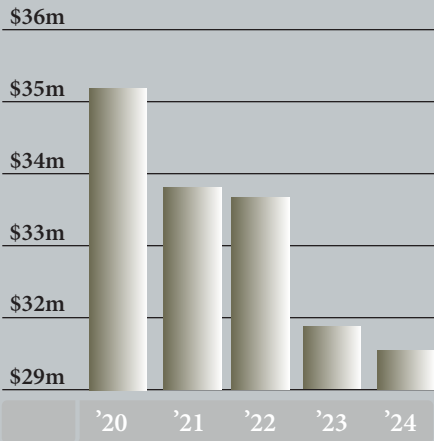
CAPITAL millions of dollars / years



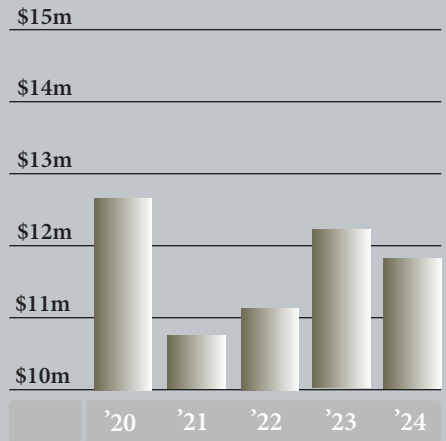
ASSETS millions of dollars / years



SHARES millions of dollars / years



LOANS millions of dollars / years



LOCATION

MAIN OFFICE

3 Polaris Way, Suite 31B
Aliso Viejo, CA 92656

PHONE

Local (949) 716-5746
Text (949) 716-5746
Toll-Free (800) 854-7125
Fax (949) 716-5756

OFFICE HOURS

M,T,TH,F 8 a.m. - 4 p.m.
W 9 a.m. - 4 p.m.

WEB ADDRESS

www.capstonefcu.coop

**THE CO-OP/ATM
SHARED BRANCH LOCATOR**

(888) SITECOOP
(888) 748-3266
<https://.co-opcreditunions.org>



*A growing community
Built from a strong foundation*

24/7 DEBIT CARD CENTER

(800) 854-7125

**24/7 VISA
CREDIT CARD CENTER**

(855) 519-9553

LOAN CENTER

(800) 854-7125, option 4

MORTGAGE CENTER

(800) 854-7125, option 7

For CURRENT RATES

visit us online at,
www.capstonefcu.coop

In the event of a disaster, call
(800) 854-7125 for information
regarding your CFCU account.

